



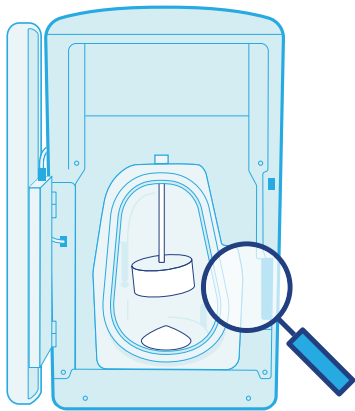
B6 BLENDER: HOW TO CLEAN

GENERAL BLENDER CARE: DAILY

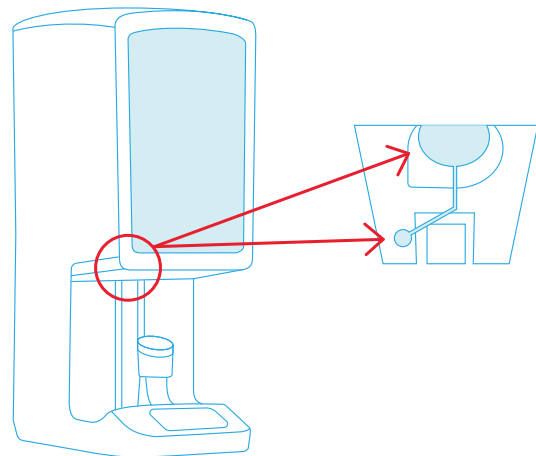
The blender internally cleans and steam sanitizes itself every 24 hours, automatically.

In addition to the daily automated clean and sanitize cycle, the following steps below are required:

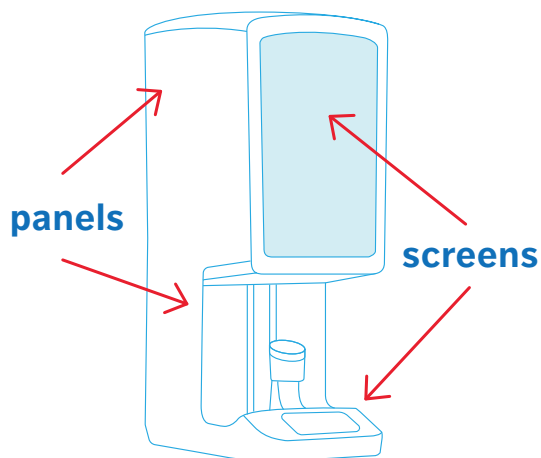
- 1** OPEN FRONT DOOR OF THE Blending Chamber and perform a visual inspection to verify the surfaces are clean to sight and touch.



- 2** CLEAN THE UNDERSIDE OF THE Flip-Up Door, including the Flip-Up Door and Arm.



- 3** WIPE DOWN THE BLENDER DAILY with a soft cloth and solution/glass cleaner. DO NOT spray directly onto the screens or panels; spray on cloth first.



- 4** RAISE UP THE CUP HOLDER by using the menu option on the Lower Touch Screen. Cup Holder will raise for 60 seconds and return on its own. While it's up, wipe down drip pan and Cup Holder with a damp cloth.

